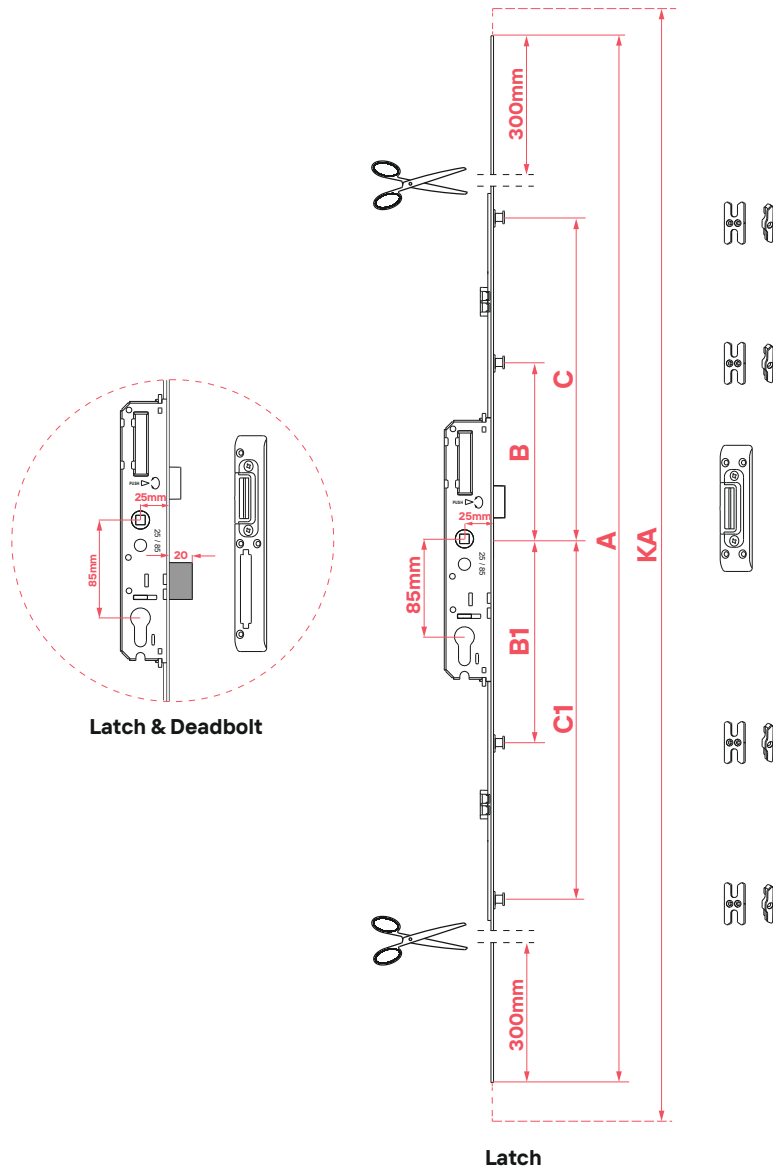




Cut-off Multi-Point Door Lock

25/85 - Latch / Deadbolt & Latch



Code	Description	KA (mm)	A (mm)	B (mm)	B1 (mm)	C (mm)	C1 (mm)		
400107	25/85 SR Latch&Deadbolt	1600 - 2200	2200	218	255	691	728	4	10
400108	25/85 Latch	1600 - 2200	2200	218	255	691	928	4	10

