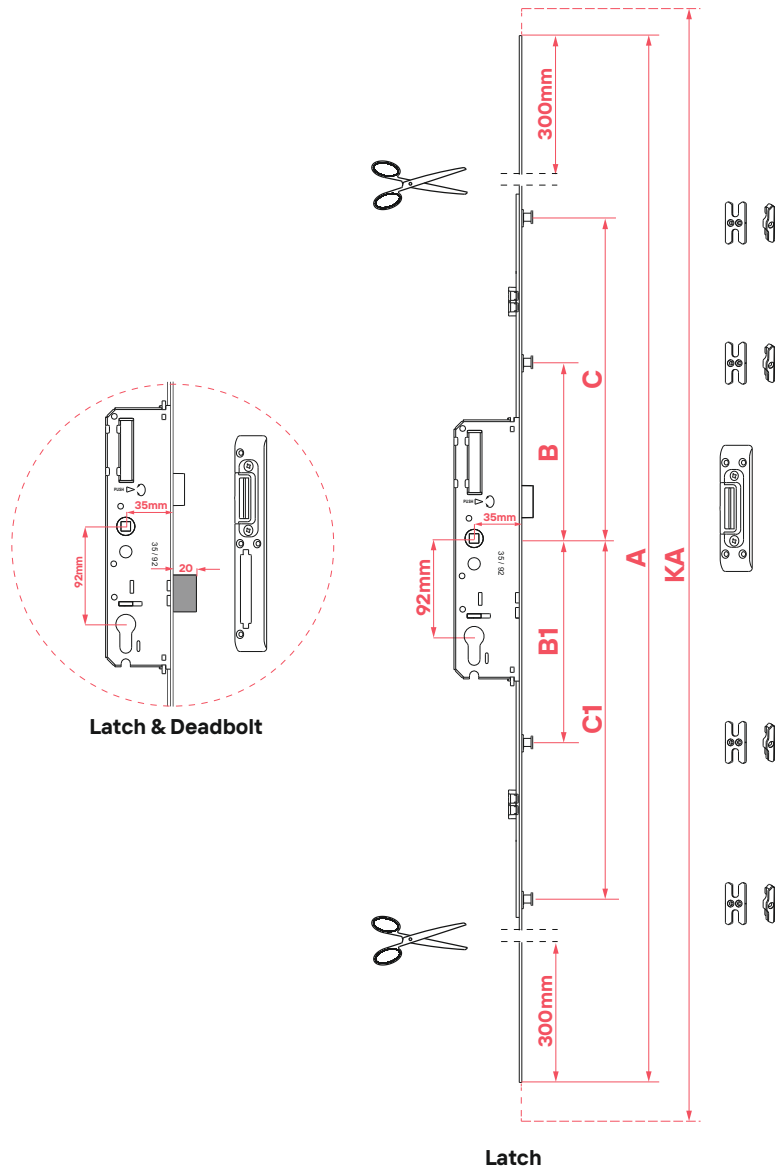




Cut-off Multi-Point Door Lock

35/92 - Latch / Deadbolt & Latch



Code	Description	KA (mm)	A (mm)	B (mm)	B1 (mm)	C (mm)	C1 (mm)		
400187	35/92 SR Latch&Deadbolt	1600 - 2200	2200	218	262	691	735	4	10
400188	35/92 Latch	1600 - 2200	2200	218	262	691	735	4	10

